



Large Display Status Indicator

Type CI 75 (Single Coil)

Type CID 75 (Dual Coil)

For Industrial Applications



FEATURES

- Large 3/4" display
- Visible in bright light or in dimly lit area
- No bulbs to replace
- Low power usage
- No power needed when latched in either position
- Low cost
- Strong Magnetic memory

The CI series large display status indicator features a highly visible dual color internal flag. Available in single and dual coil models. For industrial applications demanding large displays while subjected to outdoor elements, high ambient light areas and remote areas requiring low power drain.

USE FOR LARGE DISPLAY PANELS, FAULT WARNING SYSTEMS, OUTDOOR APPLICATIONS OR IN OTHER BRIGHTLY LIT AREAS, AND WHERE LOW POWER DRAIN IS REQUIRED.

OPERATION

When the indication coil is energized by a 50 millisecond or longer pulse, color display flips 180 degrees and latches to coil core. Display will remain magnetically latched to the core in the position last pulsed. Even if the signal is removed, indicator will "remember" the signal instruction.

Reset to black is accomplished electrically by pulsing a separate reset coil or by reversing polarity in the single coil unit. The display then remains magnetically latched to the core and remains black.

ELECTRICAL SPECIFICATIONS

Standard Coil Voltage and Resistance Values

Nominal Voltage DC	Operating Voltage		DC Coil Resistance in Ohms, ±10%
	Min	Max	
5	4.5	5.5	30*
6	5.5	6.5	41*
12	11.0	13.0	150*
20	18.0	22.0	460*
24	21.0	27.0	660*
28	25.0	31.0	875*

* Resistance for coil for dual coil (CID 75) units is approximately one-half the value listed for single coil, all models.

Nominal Operating Pulse Power (at 25° C): 900 mw (CI 75); 1.8 w (CID 75). Designed for pulse operation.

Operating Pulse Length: 50 ms min.

Reset Pulse Length: 50 ms min. (Max. "On" time 50%)

Dielectric Withstanding Voltage: 100 VDC coil to coil, for dual coil units. 500 VDC, terminals to mounting panel.

MECHANICAL SPECIFICATIONS

Case: Molded plastic, clear viewing lens.

Mounting: Spring retainer, supplied with unit.

Weight: 30 grams

Display Colors: Orange (set) and Black (reset).

Other colors or legends available.

ENVIRONMENTAL SPECIFICATIONS

Operating Temperature Range: -20°C to 85°C.

Operational Life: 10,000 cycles minimum.

ORDERING INFORMATION When ordering, show model number first, then coil voltage desired, then the color combination desired. If this is a special part, factory assigned modification number will be added at the end of the ordering number.

Example:
Single coil unit for 12 volt with orange for set and black for reset would specify CI 75-12-0/Blk.

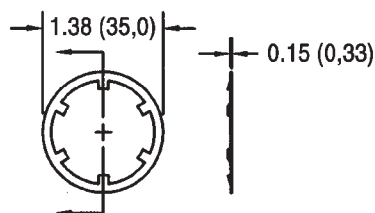
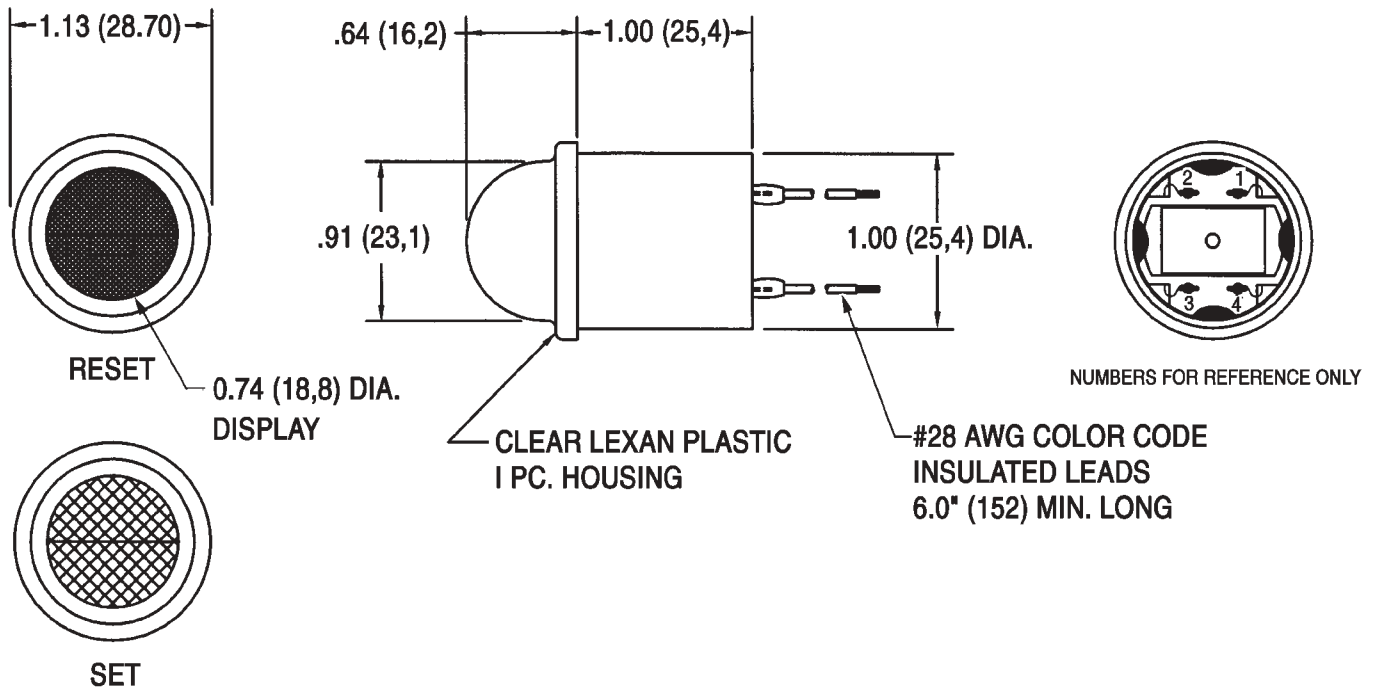
CI 75 - 12 - O / B - S

Basic Model Number	Coil Voltage	Fault or Set Color	Reset Color	Factory Modification Number if Special
CI75	5	O Orange	BLK Black	S.+ ID No.
CID75	6	R Red	BLK Black	
	12			
	20			
	24			
	28			

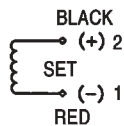


Large Display Status Indicator

Type CI 75 (Single Coil)
Type CID 75 (Dual Coil)
For Industrial Application

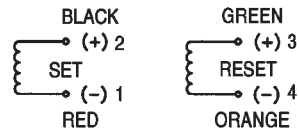


NOTE
SPRING RETAINER CLIP FOR MOUNTING
TO PANEL IS SUPPLIED WITH UNIT



SCHEMATIC
SINGLE COIL

TO RESET, REVERSE POLARITY
OF APPLIED VOLTAGE



SCHEMATIC
DUAL COIL

NOTE:
Dimensions in () are mm. Tolerances: Decimals: ± .020 (0.50)